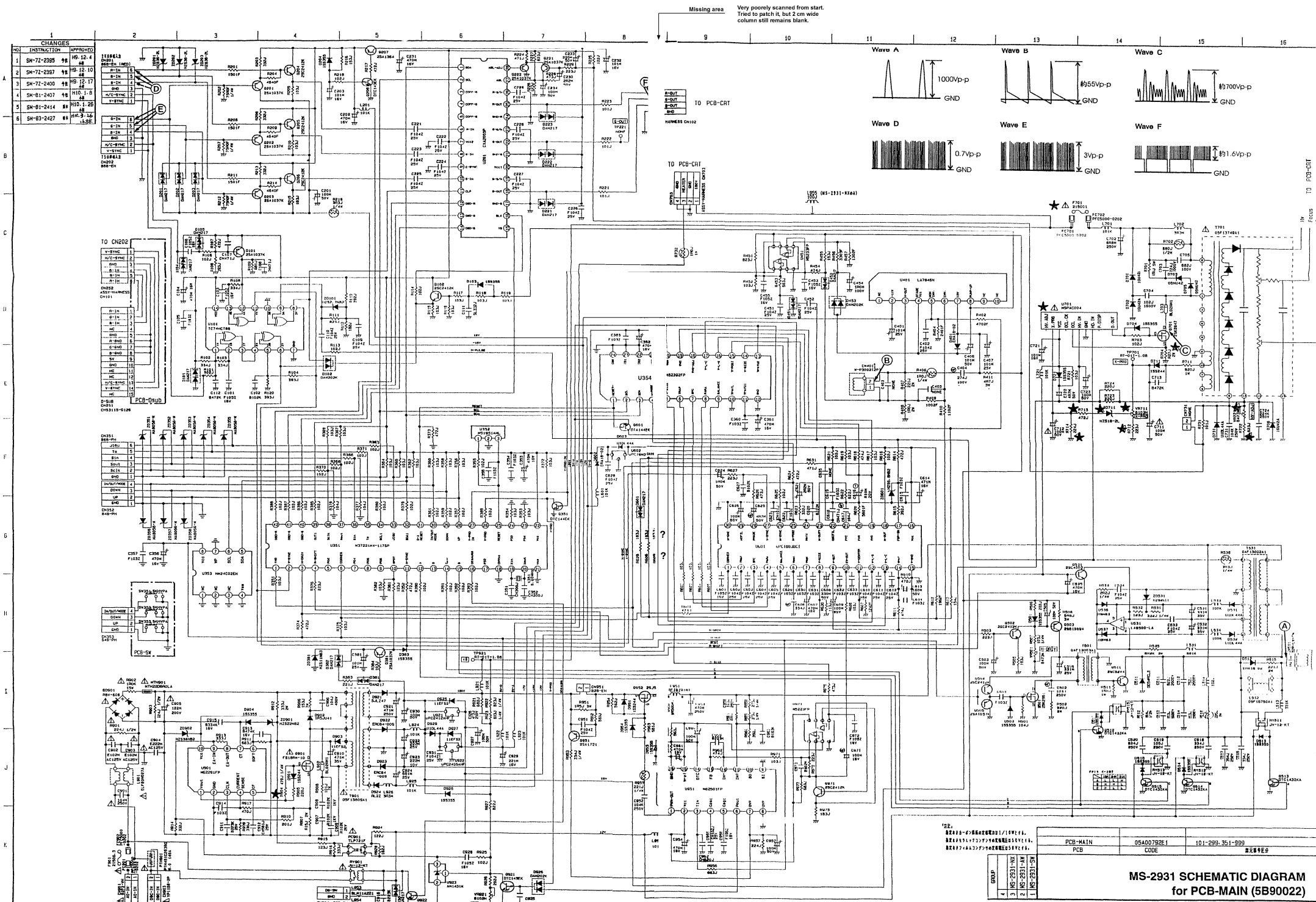
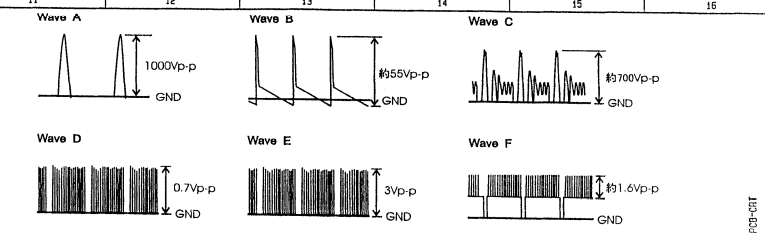


MS-2931-A/AW CONNECTION DIAGRAM

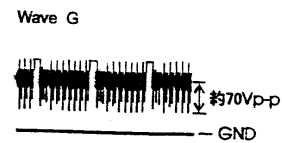


Missing area
Very poorly scanned from start.
Tried to patch it, but 2 cm wide
column still remains blank.



PCB-MAIN		05A00792E1	101-299, 351-999
PCB		CODE	
MS-2931 SCHEMATIC DIAGRAM for PCB-MAIN (5B90022)			

There once was a chap called Dangerous Peter,
who's weenie got caught in his professional meter
While measuring the voltage of 20k,
his health came to be in serious decay
Abruptly ending his life as a game twerker



GROUP	
4	
3	
2	
1	MS-2391

MS-2931 SCHEMATIC DIAGRAM
for PCB-CRT (5C90033)